

Name of the Company : **KMG MILK FOOD LIMITED**


Scrip Code : **519415**

Quarter Ended : **30/06/2009**

Category code	Category of Shareholder	Number of Shareholders	Total number of shares	Number of shares held in dematerialized form	Total shareholding as a percentage of total number of		Shares Pledged or otherwise encumbered	
					As a percentage of (A+B) ¹	As a percentage of (A+B+C)	Number of shares	As a percentage
(A)	Shareholding of Promoter and Promoter Group²							
1	Indian							
(a)	Individuals/ Hindu Undivided Family	12	2260485	0	43.00	0.00	0	0.00
(b)	Central Government/ State Government(s)	0	0	0	0.00	0.00	0	0.00
(c)	Bodies Corporate	4	529900	0	10.08	0.00	0	0.00
(d)	Financial Institutions/ Banks	0	0	0	0.00	0.00	0	0.00
(e)	Any Others(Specify)	0	0	0	0.00	0.00	0	0.00
	Sub Total(A)(1)	16	2790385	0	53.08	0	0	0
2	Foreign							
a	Individuals (Non-Residents Individuals/ Foreign Individuals)	0	0	0	0.00	0.00	0	0.00
b	Bodies Corporate	0	0	0	0.00	0.00	0	0.00
c	Institutions	0	0	0	0.00	0.00	0	0.00
	Sub Total(A)(2)	0	0	0	0	0	0	0
	Total Shareholding of Promoter and Promoter Group (A)= (A)(1)+(A)(2)	16	2790385	0	53.08245	0	0	0
(B)	Public shareholding							
1	Institutions							
(a)	Mutual Funds/ UTI	0	0	0	0.00	0.00	0	0.00
(b)	Financial Institutions / Banks	0	0	0	0.00	0.00	0	0.00
(c)	Central Government/ State Government(s)	0	0	0	0.00	0.00	0	0.00
(d)	Venture Capital Funds	0	0	0	0.00	0.00	0	0.00
(e)	Insurance Companies	0	0	0	0.00	0.00	0	0.00
(f)	Foreign Institutional Investors	0	0	0	0.00	0.00	0	0.00
(g)	Foreign Venture Capital Investors	0	0	0	0.00	0.00	0	0.00
(h)	Any Other (specify)	0	0	0	0.00	0.00	0	0.00
	Sub-Total (B)(1)	0	0	0	0	0	0	0
B 2	Non-institutions							
(a)	Bodies Corporate	20	544500	0	10.36	0.00	0	0.00
(b)	Individuals							
I	Individuals -i. Individual shareholders holding nominal share capital up to Rs 1 lakh	1318	719415	0	12.69	0.00	0	0.00
II	ii. Individual shareholders holding nominal share capital in excess of Rs. 1 lakh	19	1202100	0	22.87	0.00	0	0.00
(c)	Any Other (specify)	1	300	0	0.01	0.00	0	0.00
	Sub-Total (B)(2)	1358	2466315	0	46.92	0	0	0
(B)	Total Public Shareholding (B)= (B)(1)+(B)(2)	1358	2466315	0	46.92	0	0	0
	TOTAL (A)+(B)	1374	5256700	0	100	0	0	0
(C)	Shares held by Custodians and against which Depository Receipts have been issued	0	0	0	0.00	0.00	0	0
	GRAND TOTAL (A)+(B)+(C)	1374	5256700	0	100	0	0	0


Sr.No Notes

- 1 (I)(a) Statement showing Shareholding Pattern
- 2 (I)(b) Statement showing shareholding of persons belonging to the category "Promoter and Promoter Group"
- 3 (I)(c) Statement showing shareholding of persons belonging to the category "Public" and holding more than 1% of the total number of shares
- 4 (I)(d) Statement showing details of locked-in shares
- 5 (II)(a) Statement showing details of Depository Receipts (DRs)
- 6 (II)(b) Statement showing holding of Depository Receipts (DRs), where underlying shares are in excess of 1% of the total number of shares




(D)(b) Statement showing Shareholding of persons belonging to the category
"Promoter and Promoter Group"

Sr. No.	Name of the shareholder	Total shares held		Shares pledged or otherwise encumbered		
		Number of shares	As a % of grand total (A)+(B)+(C)	Number	As a percentage	As a % of grand total (A)+(B)+(C) of sub-clause (I)(a)
				0	0.00	0.00
1	GAURAV GUPTA	1000	0.02	0	0.00	0.00
2	ANIL GOEL	25800	0.49	0	0.00	0.00
3	MITHLESH GARG	693729	13.20	0	0.00	0.00
4	RAM LAL GUPTA	6300	0.12	0	0.00	0.00
5	PAWAN GOEL	93400	1.78	0	0.00	0.00
6	BASUDEV GARG	625356	11.90	0	0.00	0.00
7	ANIL GOEL & SONS (HUF)	2500	0.05	0	0.00	0.00
8	SARASWATI DEVI GARG	5700	0.11	0	0.00	0.00
9	SUSHIL GOEL	129200	2.46	0	0.00	0.00
10	RAKESH BANSAL	139200	2.65	0	0.00	0.00
11	SHIVANGI GARG	346750	6.60	0	0.00	0.00
12	SANDEEP GUPTA	191550	3.64	0	0.00	0.00
13	KUNAL METALS PVT. LTD	10000	0.19	0	0.00	0.00
14	LUNAR FINANCE LTD	19800	0.38	0	0.00	0.00
15	RAHUL JEE & CO.PVT.LTD	278100	5.29	0	0.00	0.00
16	KMG INTERNATIONAL LTD	222000	4.22	0	0.00	0.00
				0	0	0
TOTAL		2790385	53.08	0	0	0



(I)(c) Statement showing Shareholding of persons belonging to the category "Public" and holding more than 1% of the total number of shares

Sr. No.	Name of the shareholder	Number of shares	Shares as a percentage of total number of shares {i.e., Grand Total (A)+(B)+(C) indicated in Statement at para (I)(a) above}
1	PREM GUPTA	300000	5.71
2	ADBANTAGE ADVISERS INDIA FUND INC.	250000	4.76
3	NEW LINK OVERSEAS FINANCE LTD	113000	2.15
4	OVERSEAS CARPETS LTD	113000	2.15
5	SANJAY GUPTA	81500	1.55
6	STOCK HOLDINGH CORPORATION OF INDIA	78500	1.49
7	BABITA GUPTA	75000	1.43
8	SANDEEP GUPTA	70000	1.33
9	TULA FINANCE LTD	59500	1.13
10	ARUN KUMAR GUPTA	53200	1.01
TOTAL		1193700	22.71

[Handwritten Signature]


(I)(d) Statement showing details of locked-in shares

Sr. No.	Name of the shareholder	Number of locked-in shares	Locked-in shares as a percentage of total number of shares {i.e., Grand Total (A)+(B)+(C) indicated in Statement at para (I)(a) above}
		NIL	0.00
TOTAL		NIL	0.00

(II)(a) Statement showing details of Depository Receipts (DRs)

Sr. No.	Type of outstanding DR (ADRs, GDRs, SDRs, etc.)	Number of outstanding DRs	Number of shares underlying outstanding DRs	Shares underlying outstanding DRs as a percentage of total number of shares {i.e., Grand Total (A)+(B)+(C) indicated in Statement at para (I)(a) above}
		NIL	NIL	0.00
TOTAL		NIL	NIL	0.00

(II)(b) Statement showing Holding of Depository Receipts (DRs), where underlying shares are in excess of 1% of the total number of shares

Sr. No.	Name of the DR Holder	Type of outstanding DR (ADRs, GDRs, SDRs, etc.)	Number of shares underlying outstanding DRs	Shares underlying outstanding DRs as a percentage of total number of shares {i.e., Grand Total (A)+(B)+(C) indicated in Statement at para (I)(a) above}
		NIL	NIL	0.00
TOTAL		NIL	NIL	0.00

